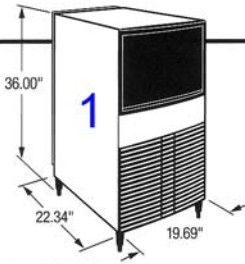


QM30 SERIES

*70/50°
65 lbs.
daily



Electrical
115/60/1

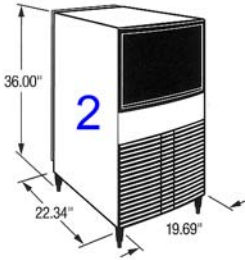
MODEL	CONDENSER TYPE	CUBE SIZE	SHIPPING WEIGHT
-------	----------------	-----------	-----------------

QM-30A	Air Cooled	Dice	117 lbs.
--------	------------	------	----------

Ice storage capacity 30 lbs. ARI storage capacity for bins is based on 80% of total volume in cubic feet x 30 lb./ft.³ average density of ice. Includes 6' power cord with NEMA 5-15P plug.

QM45 SERIES

*70/50°
95 lbs.
daily



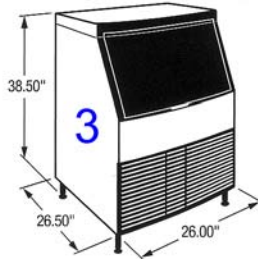
Electrical
115/60/1

QM-45A	Air Cooled	Dice	119 lbs.
--------	------------	------	----------

Ice storage capacity 30 lbs. ARI storage capacity for bins is based on 80% of total volume in cubic feet x 30 lb./ft.³ average density of ice. Includes 6' power cord with NEMA 5-15P plug.

130 SERIES

*70/50°
130 lbs.
daily



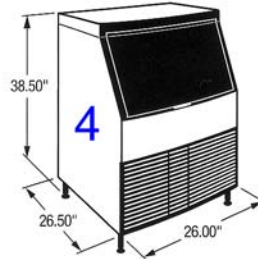
Electrical
115/60/1

QD-0132A	Air Cooled	Dice	161 lbs.
QD-0133W	Water Cooled	Dice	161 lbs.
QY-0134A	Air Cooled	Half Dice	162 lbs.
QY-0135W	Water Cooled	Half Dice	162 lbs.

208-230/60/1 also available. Ice storage capacity 80 lbs. ARI storage capacity for bins is based on 80% of total volume in cubic feet x 30 lb./ft.³ average density of ice. Includes 6' power cord with NEMA 5-15P plug.

210 SERIES

*70/50°
215 lbs.
daily



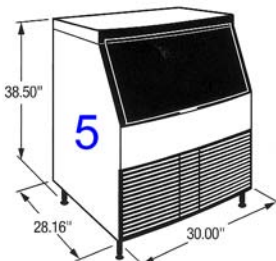
Electrical
115/60/1

QD-0212A	Air Cooled	Dice	160 lbs.
QD-0213W	Water Cooled	Dice	161 lbs.
QY-0214A	Air Cooled	Half Dice	162 lbs.
QY-0215W	Water Cooled	Half Dice	165 lbs.

208-230/60/1 also available. Ice storage capacity 80 lbs. ARI storage capacity for bins is based on 80% of total volume in cubic feet x 30 lb./ft.³ average density of ice. Includes 6' power cord with NEMA 5-15P plug.

270 SERIES

*70/50°
280 lbs.
daily



Electrical
115/60/1

QD-0272A	Air Cooled	Dice	212 lbs.
QD-0273W	Water Cooled	Dice	215 lbs.
QY-0274A	Air Cooled	Half Dice	213 lbs.
QY-0275W	Water Cooled	Half Dice	213 lbs.

208-230/60/1 also available. Ice storage capacity 100 lbs. ARI storage capacity for bins is based on 80% of total volume in cubic feet x 30 lb./ft.³ average density of ice. Includes 6' power cord with NEMA 5-15P plug.